


| | | |
|--------------|-----------|-------|
| Project: | Catalog#: | Type: |
| Prepared By: | Notes: | Date: |

E2BPL

Back-lit Flat Panel • 174,000 System Lifetime • 10 Year Limited Warranty



Overview

Energetic Lighting's E2BPL series is suitable for use in a broad range of commercial applications. Utilizing today's latest innovative LED solutions and technologies paired with world class manufacturing practices, the E2BPL provides customers an affordable LED back-lit panel offering with the perfect blend of design, performance, value and reliability. An extremely versatile product thanks to its low-profile design that is as shallow as many other higher priced edge-lit panels available today. As a result the E2BPL is well suited for installations with shallow plenum access. With our integral ezCCT field-selectable CCT along with flexibility ezWATT field-selectable wattage, these panels extend use to a broad range of commercial and industrial applications. The E2BPL is a great choice for renovation opportunities replacing existing fluorescent luminaires or for new construction projects that require code compliant energy saving LED solutions. Ideally suited for office spaces, schools, retail, hospitality and healthcare applications, the E2BPL provides high quality illumination with optimal energy savings.

Features

- ezCCT field-selectable CCT - 3500K, 4000K & 5000K @ >80 CRI
- ezWATT field-selectable Wattage - 3 steps, varied by models. (see stock ordering information)
- 2x4, 2x2, and 1x4 configurations available for design flexibility.
- Acrylic over-optics with polymer diffusing lens creates an extremely uniform visual aesthetic and provides target uniform illumination.
- 125+ LPW provides 40-60% in energy savings vs. fluorescent
- Die-formed steel housing won't flex during installation.
- Integrated occupancy sensor and Emergency battery backup systems available.
- 88% lumen maintenance @ 60,000 hours - L88/60,000 (per IES TM21)
- Projected L70 @ 174,000 hours = maintenance free illumination (per IES TM21)

Applications

- Indoor, Industrial, and Commercial
- Office, Healthcare, and Educational
- Hospitality and Grocery
- Retail, and Hallways

Highlights



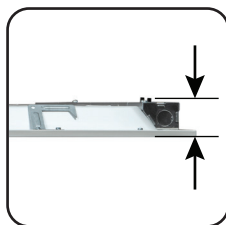
Field-selectable CCT and wattage control provides flexibility to installation and stocking



Various knock-out available for ease of installation and wiring configuration needs



Clean and modern design with easy suspension installation.



Ultra-thin profile at only 1.5 inches saves weight packaging, storage, & challenging plenum clearance scenarios

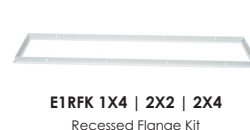


Extruded aluminum lens frame with visually seamless corners



Integrated fold-out seismic hooks with suspension cable mounting hole

Accessories



Load Information

| | | |
|----------------|---------------|---------|
| Input Voltage | 120-347Vac | |
| Power Factor | >0.9 | |
| THD | <20% | |
| Low Temp Start | -25°C (-13°F) | |
| Max Temp | 45 °C (113°F) | |
| Unit Weight | 1x4 | 6 lbs |
| | 2x2 | TBA lbs |
| | 2x4 | 11 lbs |

Shipping Information

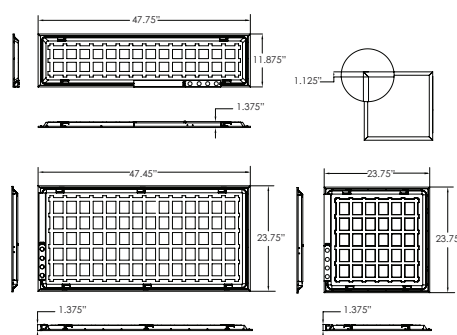
| Item | Weight | Box Qty. |
|------|----------|------------|
| 1x4 | 15.5 lbs | 2 per case |
| 2x2 | TBA lbs | 2 per case |
| 2x4 | 27 lbs | 2 per case |

Lumen Maintenance

| Ambient Temperature | TM-21 Lumen Maintenance (50,000 hours) | Theoretical L70 (hours) |
|---------------------|--|-------------------------|
| 25°C | >88% | 174,000 |
| 25°C | >88% | 174,000 |
| 25°C | >88% | 174,000 |

Dimensions

E2BPL1-H2130D-83550 | E2BPL2-H2130D-83550 | E2BPL4-H3645D-83550



Specific Lumen Output

| Profile | Wattage Setting | Color Temperature Setting | | |
|---------|-----------------|---------------------------|-------|-------|
| | | 3500K | 4000K | 5000K |
| 2x4 | 36W | 4500 | 4700 | 4650 |
| | 40W | 5000 | 5200 | 5150 |
| | 45W | 5625 | 5900 | 5850 |
| 2x2 | 21W | 2625 | 2700 | 2650 |
| | 25W | 3125 | 3200 | 3150 |
| | 30W | 3750 | 3800 | 3780 |
| 1x4 | 21W | 2625 | 2600 | 2650 |
| | 25W | 3125 | 3200 | 3150 |
| | 30W | 3750 | 3850 | 3800 |

Model Ordering Number

| Series Prefix | Size | Voltage | Wattage | Dimming | CRI | CCT |
|--|--|-------------------|--|----------------------------------|-----------------|--|
| E2BPL | 4 | H | 3040 | D | 8 | 3550 |
| E2BPL Energetic LED Back-lit Flat Panel ezWATT & ezCCT Selectable | 1 1x4 2 2x2 2 2x2 4 2x4 | H 120-327V | 3040 30W-36W-40W 2130 21W-25W-30W 3040 30W-36W-40W 3645 30W-36W-40W | D 0-10V Dimmable(default) | 8 82 CRI | 3550 3500K, 4000K, or 5000K |

Ordering Examples:

| | |
|--|------------------------------------|
| 1. For E2BPL 2x4 36-40-45W ezWATT & CCT Selectable 120-347V | Model#: E2BPL4-H3645D-83050 |
| 2. For E2BPL 2x4 36-40-45W ezWATT & CCT Selectable 120-347V + Cable Suspension Kit 2x4 +Surface Mounting Kit 2x4 | Model#: E2BPL4-H3645D-83050 |
| Cable Suspension Kit | FPSUSP |
| Surface Mounting Kit for 2x4 | EPSURF24 |

STOCK ORDER INFORMATION

1x4 | 2x2 | 2x4 Profile Housing 120-347V & 120-277V

1x4 | 2x2 | 2x4 profile

| Model Number | Order # | Lumens | Wattage | LPW | Color Temp | CRI | Voltage | Dimming | DLC | Pallet Qty |
|---------------------|---------|------------------------------|---------------------------|-----|----------------------------|-----|-----------------|---------|----------|------------|
| E2BPL1-H2130D-83550 | 65280 | 2625LM/3125LM /3750LM CCT | 21W-25W-30W Selectable | 125 | 3500K,4000K,& 5000K CCT | 84 | 120-347V | 0-10V | DLC-5.1P | TBA |
| E2BPL2-H2130D-83550 | 65281 | 2625LM/3125LM /3750LM CCT | 21W-25W-30W Selectable | 125 | | 84 | 120-347V | 0-10V | DLC-5.1P | 30 |
| E2BPL4-H3645D-83550 | 65283 | 4500LM/5000LM /5625LM CCT | 36W-40W-45W Selectable | 125 | | 84 | 120-347V | 0-10V | DLC-5.1P | TBA |
| E2BPL4-3040D-83550 | 65297 | 3750LM/4375LM /5000LM CCT | 30W-35W-40W Selectable | 125 | | 80 | 120-277V | 0-10V | DLC-5.1S | TBA |

Optional Accessories

Accessories

| Model Number | Order # | Description |
|--------------|---------|------------------------------|
| FPSUSP | 65153 | Cable Suspension Kit |
| E1RFK-14 | 99030 | 1x4 Recessed Flange Kit |
| E1RFK-22 | 99031 | 2x2 Recessed Flange Kit |
| E1RFK-24 | 99032 | 2x4 Recessed Flange Kit |
| EPSURF14 | 99030 | 1x4 Flat panel surface mount |
| EPSURF22 | 99031 | 2x2 Flat panel surface mount |
| EPSURF24 | 99032 | 2x4 Flat panel surface mount |

Optional Accessories

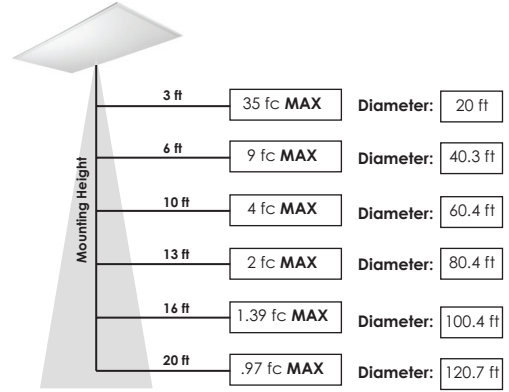
Emergency Battery

| Model Number | Order # | Description |
|--------------|---------|---|
| EI-ID8WEM | - | EM battery 8W AC solution, Field Installation, IP65, 100-347Vac, Li-ion |
| EM-INSTAL | - | Fee for factory installing EM |

PHOTOMETRIC DATA

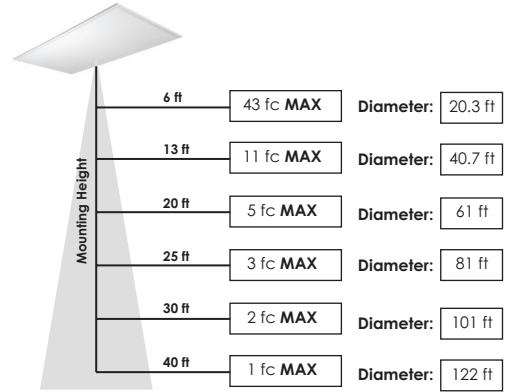
Model: E2BPL2-H2130D-83550
 Test Report: E2BPL2-H21390D-83550.ies
 CCT: 5000
 Lamp Type: LED
 Lumens: 4400 LM
 Input Watts: 40 W
 Efficacy: 110 LM/W

Lumen Intensity Graph:
E2BPL2-H2130D-83550



Model: E2BPL4-H3645D-83550
 Test Report: E2BPL4-H3645D-83550.ies
 CCT: 5000
 Lamp Type: LED
 Lumens: 4950 LM
 Input Watts: 45 W
 Efficacy: 110 LM/W

Lumen Intensity Graph:
E2BPL4-H3645D-83550




Accessories Dimensions


FPSUSP Cable Suspension Kit



FPSURF Surface Mount Kit 1x4 | 2x2 | 2x4



E1RFK Recessed Flanged Kit 1x4 | 2x2 | 2x4





ENERGETIC
L I G H T I N G

E2BPL

EzCCT & ezWATT Selectable • Back-lit Flat Panel
174,000 System Lifetime • 10 Year Limited Warranty

NOTES: